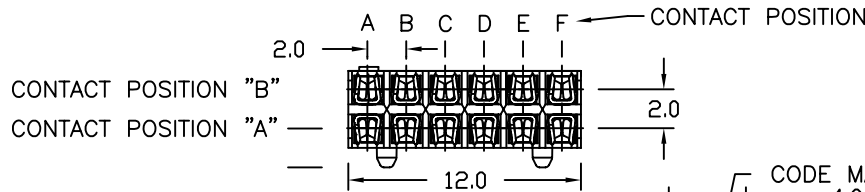
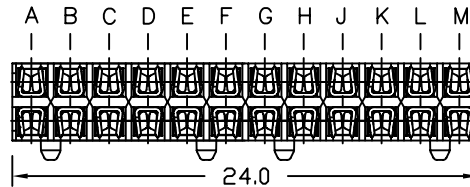
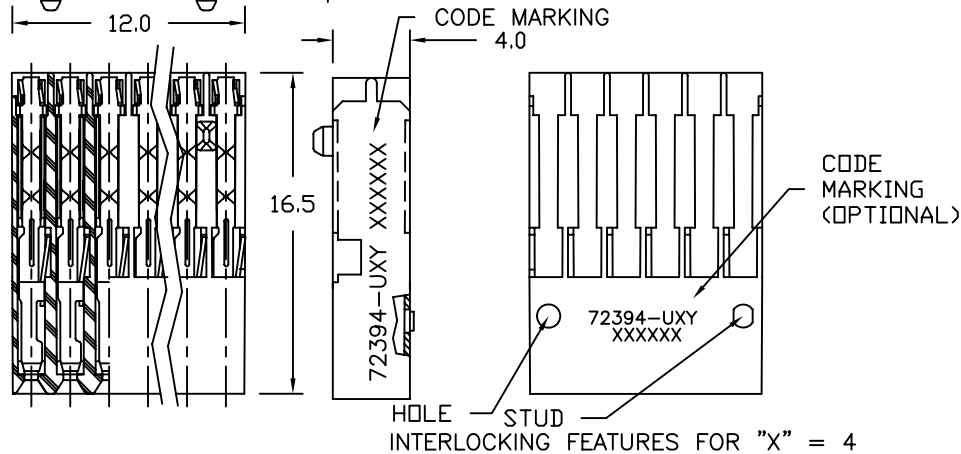


MATERIAL  
INSULATORS  
GLASS FILLED 612 POLYAMIDE  
CONTACTS  
PHOSPHOR BRONZE  
SOLDER FINISH ON IDC DIMPLES



NOTES:

- SEE APPLICATION SPECIFICATION GS-20-002 FOR INSTRUCTIONS ON WIRE INSERTION AND ASSEMBLY OF COMPONENTS FOR CONNECTORS USING THESE SUB-ASSEMBLIES.
- THE PRODUCTS WHERE THE PART NUMBER ENDS IN LF MEET THE EUROPEAN UNION DIRECTIVES AND OTHER COUNTRY REGULATIONS AS DESCRIBED IN GS-22-008.
- THESE PRODUCTS LISTED ON THIS DRAWING WILL NOT WITHSTAND WAVE SOLDER OR REFLOW OPERATIONS.
- FOR LEAD FREE PART NUMBERS, ADD AN 'LF' SUFFIX. EXAMPLE: 72394-IIIILF.



mat'l. code				surface ASME Y14.5		tolerance ASME Y14.5		projection		product family	
ltr	ecn no	dr	date	tolerances unless otherwise specified		X #3		MM		METRAL ACC	
A	V71561	JRV	11/9/99	angles	line fit	XX #18		scale 1:1		title CONNECTOR SUB-ASSEM. 4 ROW METRAL UNSHIELDED CABLE CONNECTOR ASSY.	
B	V94049	JRV	10/13/99	0° ±2'		XXX #051		FCI		dwg no 72394	
C	V12562	CGD	10/22/01	appd		J. VOLSTORF		10/13/99		sheet 1 of 2	
D	V20611	CGD	04/12/02	dr		J. VOLSTORF		10/13/99		size A4	
E	V05-0598	VS	08/10/05	enfr		J. VOLSTORF		10/13/99		type CUSTOMER Drawing	
F	V06-0613	JRV	2006-06-22	chr		J. VOLSTORF		10/13/99			
sheet index		revision sheet		F	F						
				1	2						



ORDERING INFORMATION

ORDER PARTS 72394-UXY1 WHERE  
PLATING ON CONTACT TINES.

- U=1 FOR 0.8 um GOLD
- U=2 FOR 2.0 um GOLD
- U=3 FOR 1.3 um GOLD
- U=9 FOR 0.8 um GXT

CONNECTOR SUB-ASSEMBLE SIZE

- X=1 FOR STANDARD 2x6
- X=2 FOR STANDARD 2x12
- X=4 FOR INTERLOCKING 2x6

COPPER WIRE SIZE

- Y=1 FOR 26 TO 24 GAGE
- Y=2 FOR 30 TO 28 GAGE

IDC AREA PLATING SnPb

ORDERING INFORMATION

ORDER PARTS 72394-UXY1LF WHERE  
PLATING ON CONTACT TINES.

- U=1 FOR 0.8 um GOLD
- U=2 FOR 2.0 um GOLD
- U=3 FOR 1.3 um GOLD
- U=9 FOR 0.8 um GXT

CONNECTOR SUB-ASSEMBLE SIZE

- X=1 FOR STANDARD 2x6
- X=2 FOR STANDARD 2x12
- X=4 FOR INTERLOCKING 2x6

COPPER WIRE SIZE

- Y=1 FOR 26 TO 24 GAGE
- Y=2 FOR 30 TO 28 GAGE

IDC AREA PLATING Sn (LEAD FREE)

mat'l. code				surface ASME Y14.5 ✓		tolerance ASME Y14.5		projection ⊕		product family METRAL ACC	
ltr	ecm no	dr	date	tolerances unless otherwise specified				MM		title CONNECTOR SUB-ASSEM. 4 ROW METRAL UNSHIELDED CABLE CONNECTOR ASSY.	
F				angles	X ±3		MM		dwg no 72394 sheet 2 of 2 size A4 type CUSTOMER Drawing		
				linear	XX ±.B		scale 1:1				
				0° ±2'	.XXX ±.051		FCI				
				dr	J. VOLSTORF	10/13/99					
				engr	J. VOLSTORF	10/13/99					
				chr	J. VOLSTORF	10/13/99					
				appd	J. VOLSTORF	10/13/99					
sheet index	revision sheet										